

KIT EVO L



FEATURES

LANDIRENNO EVO L is an essential and concrete multipoint LPG injection system. Its compact size and lightweight components have been designed to facilitate installation of the system in the smallest vehicle layouts.

The components are characterized by their ease of installation, in particular the rail injectors with one-size nozzles that can be adjusted, and the single-stage regulator with built-in solenoid valve that ensures fuel supply on medium power vehicles with aspirated or turbo engines.

The EVO L 32-pin control unit performs complete, accurate diagnostics of the gas system and can be fitted on vehicles with 2- to 4-cylinder engines, meeting the most stringent emission standards (Euro 6 ready).

COMPOSITION

KIT

- PRESSURE REGULATOR
- ECU
- RAIL INJECTORS
- NOZZLES
- SQUARE SWITCH
- MAP SENSOR
- UNCOUPLE WIRING HARNESS
- GAS FILTER
- HOSES & PIPES
- T CONNECTORS
- CLAMPS
- WATER SENSOR
- BRACKETS

MINIKIT

- PRESSURE REGULATOR
- ECU
- RAIL INJECTORS
- NOZZLES
- SQUARE SWITCH
- MAP SENSOR
- UNCOUPLE WIRING HARNESS
- GAS FILTER
- WATER SENSOR

MAINTENANCE


- Gas filter replacement (low pressure circuit) and controls (20.000 km).
- Gas injectors overhaul (60.000 km).
- Pressure regulator maintenance service (80.000 km).


HOMOLOGATIONS


DGM (Italy) 59598 LPG Injection systems Euro 5 - 6 for power (kW/cylinder) from 9k W to 45 kW


DGM (Italy) 59626 LPG aspirated systems Euro 3 - 4 for power (kW/cylinder) from 590 cc a 2500 cc

COMPONENTS

PRESSURE REGULATOR	LI12	
	NOMINAL OPERATING	30 kg
	OPERATING PRESSURE (RELATIVE)	0,95 bar
	PRESSURE SETTING SAFETY VALVE (RELATIVE)	4 bar
	WORKING TEMPERATURE	-20°C ÷ 120°C
	ELECTRIC FEATURES COIL SOLENOID	12 V - 11 W

ECU	EVO L	
	CLASS IP	IP64
	VOLTAGE POWER	10-16 Vdc
	WORKING TEMPERATURE	-40°C ÷ 105°C
	ENTRY CONNECTION	32 PIN
	DIMENSION	105,7x144x35 mm

RAIL INJECTORS	EP	
	INJECTOR TYPE	Normally closed
	CLASS IP	IP54
	CONNECTOR	AMP-TYCO (SUPERSEAL)
	WORKING TEMPERATURE	-20°C ÷ 100°C
	WORKING PRESSURE (RELATIVE)	0,5 - 4 bar
	VOLTAGE - CURRENT WORKING	10/14 V - 1,5 A
	OPENING - CLOSING TIME	3,3 ms - 2,8 ms

SWITCH	SQUARE
	<p>An electronic control module with the characteristic square shape whose functions are:</p> <ul style="list-style-type: none"> • gas / gasoline switch and indication fuel in use by means of two LEDs • display of the quantity of gas present in the tank using 5 LEDs. <p>The switch also has a buzzer which comes into operation in the following conditions: back to petrol for low pressure, back to petrol for diagnosis.</p>

VERSIONS

DESCRIPTION	CYL.	PRESSURE REGULATOR	Max power (kW)*	ECU	RAIL
KIT LPG 4C EVO L	4	LI12	90 - 120	EVO L	EP
KIT LPG 4C EVO L IG1	4	LI12	90 - 120	EVO L	IG1
KIT LPG 4C EVO L 37	4	LI12	90 - 120	EVO L	37
MINIKIT LPG 4C EVO L	4	LI12	90 - 120	EVO L	EP
MINIKIT LPG 4C EVO L IG1	4	LI12	90 - 120	EVO L	IG1
MINIKIT LPG 4C EVO L 37	4	LI12	90 - 120	EVO L	37

* cold weather / temperate weather